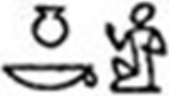






ATEN DIVINATION TILES - CONSECRATION

Aten Divination Tiles loves a short, 3 step consecration before you use it for the first time. Recite this verse from the Ancient Egyptian book of *journeying to the light*:

HEIROGLYPH	ENGLISH	EGYPTIAN
	I	Nuk
	coming forth	per
	am the hidden one	Amen
	pure of heart	ami-ab
	pure of body	Per-ab ami-kshat
	I live through	Anksh-a em
	my words	t'ett'a-a

You can speak the words in English as the intention is what is important, or you can try the Egyptian. A recording of the spoken Egyptian at www.atendivination.com.

If you need to re-energise your tiles do the following:

1. Clear your mind. Exhale slowly as you submerge every tile together in clean sea water or salty filtered water. Rinse well in clean filtered water to remove all the salt, then gently pat dry and leave in direct sunlight for an hour.
2. Turn your bag inside out, then blow on it while clearing your mind of all thoughts or questions.
3. Replace the tiles in the bag and repeat the consecration words.